

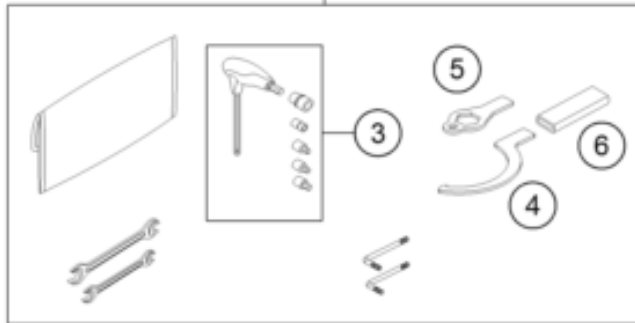
0

 OHNE ABBILDUNG
 WITHOUT ILLUSTRATION

1

 TECHNISCHE DOKUMENTATION
 TECHNICAL DOCUMENTATION

2



7

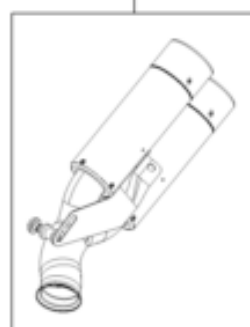
8

9

10

11

12




17



13



14



15



16



| Pos | Part Number | Description | Additional Text | Quantity |
|-----|-------------|--------------------------------|-----------------|----------|
| 0 | 61312041300 | Mirror right | | 1.00 |
| 0 | 61312040300 | Mirror left | | 1.00 |
| 1 | 3214764EN | Owner Manual BRABUS 1300 R 202 | | 1.00 |
| 2 | 61729199000 | On-board tool kit | | 1.00 |
| 3 | 60029070100 | T-WRENCH WS=6/8/10/17 | | 1.00 |
| 4 | 61329085000 | HOOK WRENCH ECCENTRIC REAR WH. | | 1.00 |
| 5 | 61729079000 | Ring wrench, double, on-board | | 1.00 |

| | | | | |
|----|---------------|-------------------------------|--|------|
| 6 | 60012060000 | GRIP FOR RING WRENCH | | 1.00 |
| 7 | 61730A02044 | ignition cover plug | | 1.00 |
| 8 | 61738A41000 | oilfilter cap | | 1.00 |
| 9 | 61730A85000 | oil plug screw | | 1.00 |
| 10 | 6171295104449 | Clutch cover protection cmpl. | | 1.00 |
| 11 | 6171295004449 | Ignition cover protection kit | | 1.00 |
| 12 | 61705A83000 | silencer BRABUS | | 1.00 |
| 13 | 61712A06000 | service tank mate | | 1.00 |
| 14 | 61712B07000 | Protective cover indoor | | 1.00 |
| 15 | 61712A67010 | key holder Brabus | | 1.00 |
| 16 | 61709A76050 | vlave cap | | 2.00 |
| 17 | 61729A98000 | Screwdriver TX25 long | | 1.00 |